



CLARK COUNTY
FOOD BANK

2023

Annual Report

LETTER FROM THE
President

Dear Friends,

In 2023, the demand for emergency food and services across the US continued to climb. Here in Southwest Washington, we provided emergency food and services to more than 135,000 people experiencing hunger. With increased food prices and a higher cost of living, food has become more important than ever to people in need.

But the more things changed, the more one thing stayed the same: our community's unique spirit of caring and generosity. Because of you, more than 8 million pounds of food was provided in collaboration with 50+ partner agencies at 100+ sites. Your incredible generosity also enabled the food bank to deliver 6-week long education classes on nutrition, growing one's own food, shopping on a budget, and healthy cooking.

As we look ahead and adapt to the many changes and challenges in our community, we are grateful for the support, love and care you have shown for our most vulnerable neighbors.

Together we will continue to serve, connect, and transform people's lives while creating a more vibrant and healthy Southwest Washington for all.

Kindly,

Alan
Alan Hamilton, President

OUR BOARD OF
Directors

Elson Strahan, Board Chair

Byron Van Kley, Board Vice Chair

Russell Price, Board Treasurer

Mindy Harter, Board Secretary

Brett Bryant, Immediate Past Chair

Joe Pauletto, Director Emeritus

Chanin Ballance

Carrie Cofer

David Bristol


Jim Youde

Liz Cattin

Scott Huotari

Scott Salsbery

Steve Hansen



OUR PARTNER
Agencies



Clark County Food Bank has a network of organizations and distribution sites spread across Clark County that distribute food directly to clients in need of food assistance. This network is made up of churches, meal sites, shelters, and other nonprofit organizations that are critical to feeding Clark County neighbors.

Food Pantries

5&2 Food Pantry:

The Cross Church
Amboy Food Bank
Angels of God
Battle Ground Adventist Community Services
Clark County Adventist Community Services
Community Kitchen
Fruit Valley
Community Kitchen
Walnut Grove
East Vancouver
Community Church
F.I.S.H. of Orchards
FISH of Vancouver

Frontier Middle School

Greater Faith Church:
Mustard Seed Food Pantry
Inter-Faith
Treasure House
Lewis River Mobile Food Bank
Martha's Pantry
Neighbors Helping Neighbors
North County Community Food Bank
One Life
Society of St. Vincent de Paul - Vancouver Conference

St. Vincent de Paul -

St. John the Evangelist Conference
The Salvation Army - Vancouver
The Salvation Army of Camas/Washougal
Washington Gorge Action Programs
Woodland Action Center
Special Service Sites
Bertha's Place Shelters
Birch Community Services
Boys & Girls Clubs of Southwest Washington

Bridgeview Resource

Center
Children's Home Society of Washington
Clark College:
Penguin Pantry
Daybreak Youth Services
Evergreen Public Schools
Goldendale Gleaners
Healthy Equitable Living Project
Hough Foundation
Janus Youth Programs:
Oak Bridge Shelter
Learning Avenues
Child Care
Legacy High School

Lifeline Connections
Lower Columbia CAP
Meals on Wheels People
NEXT
Open House Ministries
PeaceHealth
REACH Community
Development: McCallister Village & Isabella Court
Recovery Café Clark County Share
The Giving Closet
The Lord's Gym
Union High School
Vancouver Public Schools
YWCA SafeChoice Program

Meal Sites

Angels of God
Free Hot Soup
Refuel Washougal
Share Hot Meals

A LOOK AT OUR

Clients

135,423

INDIVIDUALS RECEIVED FOOD THROUGH THE NETWORK OF PARTNER AGENCIES, INCLUDING CLARK COUNTY FOOD BANK PROGRAMS



FOOD PANTRIES | 94,372 CLIENTS

Sites open year-round to the public that distribute food and grocery products directly to community members



MEAL SITES | 14,494 CLIENTS

Sites that serve free meals to the public



SPECIAL SERVICE SITES | 26,557 CLIENTS

Sites that focus on special services, like housing, employment, childcare, recovery, etc., in addition to food

CCFB FOOD

Distribution

17,683

INDIVIDUALS RECEIVED FOOD THROUGH CLARK COUNTY FOOD BANK DIRECT DISTRIBUTION PROGRAMS

Includes 2 Community Kitchen food pantries in the Walnut Grove and Fruit Valley neighborhoods, 16 monthly school pantries, 5 Food Bank Fresh summer mobile locations, and home delivery to families and seniors.



COMMUNITY KITCHENS 25,637 Visits



SCHOOL PANTRIES 4,396 Visits



FOOD BANK FRESH 1,860 Visits



HOME DELIVERY 2,565 Food Boxes

OUR NEW

Vision Center




PROGRESS TO DATE: The walls are up, the roof is on, and we are close to completing the long-awaited Vision Center to help alleviate hunger and its root causes.

AMOUNT OF BUILDING BUILT: 90%

PROJECTED OPENING: Spring 2024

IMPACT STATEMENT:

The Vision Center is the next step in meeting the community's demands for emergency food while addressing the root causes of hunger. The extra capacity will allow for creative food sourcing and warehousing, a best practices shopping-style food pantry, and a community space to connect with clients and the community. It's not just a building, it's a community resource and collaborative space that will serve as the entry point for social services to address the many complex root causes of hunger.



ROOT CAUSE

Nutrition Education

The Nutrition Education program is designed to address root causes of hunger by sharing knowledge for healthy living and teaching skills for self-sufficiency.

“My family and I are taking cooking classes. Everyone involved is super friendly and knowledgeable and just learning knife skills has made such a difference! It’s hands on learning, we get to eat what we make, and are sent home with a bag of groceries, while making new friends, all for free.” - M.H., Cooking Matters



COURSES BY THE NUMBER:

	47	302	487	1,619		
	Partnering Organizations & Sites	Class Sessions Taught	Hours of Nutrition Education	Total Participants		
15	14	12	7	37	17	6
Cooking Matters Courses	Grocery Store Tours	Growing Healthy Futures Courses	Seed to Supper Courses	Cooking & Nutrition Workshops	Gardening Workshops	Student Nutrition And Cooking (SNAC) Courses

ROOT CAUSE

Partners

Community Resource Events
15 Ambassadors
24 events attended

The volunteer Ambassador Team connects Clark County Food Bank with the community and clients through a variety of community engagement events to connect people to services and opportunities.

SNAP
521 Applications Submitted
Clark County Food Bank helps navigate the SNAP application process by answering questions about eligibility and providing assistance from start to finish with the application process.

PeaceHealth Partnership
298 boxes
Clark County Food Bank grew a partnership with PeaceHealth that connects patients exiting the hospital or outpatient services to specialized food boxes.

Tax Preparation
Clark County Food Bank partnered with Ren Locus who provided free tax services for people in poverty.

Unite Washington
79 referrals
Clark County Food Bank participated in Unite Washington, a coordinated care network and referral software consisting of healthcare, government, nonprofit, and other organizations.

Workforce Development
23 individuals
Through partnership with 4 colleges and 3 nonprofit organizations, Clark County Food Bank hosted 23 individuals, growing the community and the workforce through intentional engagement and skill development opportunities.

A LOOK AT OUR

Food Sources



FOOD RECOVERY PROGRAM | 2,409,866 LBS

Fresh Alliance grocery store food recovery from 30+ stores and a partnership with 200+ Starbucks locations in the region



INDUSTRY DONORS | 2,705,741 LBS

Corporations in the food industry, like wholesale sellers, who either sell or donate food



USDA | 1,922,153 LBS

A federally funded program that purchases food across the US and distributes it to food banks



OREGON FOOD BANK | 637,530 LBS

Clark County Food Bank is a member of the Oregon Food Bank Network, which provides food and funding



FOOD DRIVES | 493,872 LBS

Organized collections of food by a variety of community organizations and individuals



FARMING & GLEANING | 217,067 LBS

A food bank plot at the 78th Street Heritage Farm, local farms, and community gleaning programs



NORTHWEST HARVEST | 174,998 LBS

Northwest Harvest supports a statewide network of food banks, meal programs, and schools by distributing fresh produce



OTHER | 262,864 LBS

Food received that doesn't quite fit into any other category

8,825,091 LBS OF FOOD RECEIVED

WE LOVE OUR

Volunteers

4,197

UNDUPLICATED VOLUNTEERS

130

DIFFERENT VOLUNTEER GROUPS

58,887

TOTAL VOLUNTEER HOURS TO HUNGER ALLEVIATION IN 2023



13,163 hours of food sorting & packing

11,179 hours of farming & gleaning


7,019 hours of food distribution

6,839 hours of root cause program support

6,087 hours of truck driving & warehouse support

8,287 hours of administrative support

plus 6,313 hours of other volunteer service!



FARMING AND Gleaning



The farm program consists of a 10-acre plot at Heritage Farm on 78th Street, partnerships with local farmers, and collaboration with farmer's markets to glean excess produce.

217,067 POUNDS OF FOOD

Local Farms: **99,134 lbs**

Heritage Farm & Churches in Partnership: **115,566 lbs**

Local Gleaning: **2,367 lbs**

HUNGER ALLIANCE Partners

Clark County Food Bank's Hunger Alliance Program was created for businesses in Clark County to grow their company culture and benefit their community. By partnering with Clark County Food Bank, they bring service, awareness, compassion, and resources to hunger alleviation work.

BANK OF AMERICA



DAVIDSON
& ASSOCIATES
INSURANCE
AUTO HOME BUSINESS LIFE



CLARK COUNTY FOOD BANK Financials

Clark County Food Bank is Better Business Bureau accredited. We have the highest ratings in both Charity Navigator (4 stars) and GuideStar (Platinum), and 95% of all donations go straight to food programs and services.



TOTAL REVENUE FOR	
2023	\$18,661,872
2022	\$15,300,746
2021	\$16,970,516
2020	\$16,078,281
2023 SOURCES OF REVENUE	
Donated Food	62%
Grants & Contributions	24%
Government Contracts	7%
Special Events	1%
Other	6%
TOTAL EXPENSES FOR	
2023	\$14,898,651
2022	\$12,650,108
2021	\$12,918,200
2020	\$13,151,125
2023 DISTRIBUTION OF EXPENSES	
Program & Services	95%
Management & General	1%
Fundraising	4%
NET ASSETS FOR	
2023	\$25,570,408
2022	\$21,384,947
2021	\$17,519,341
2020	\$13,162,217



6502 NE 47th Avenue · Vancouver, WA 98661 | 360.693.0939 | clarkcountyfoodbank.org